











Cryptos: 2M+ Exchanges: 678 Market Cap: \$1.43T ▼ 0.28% 24h Vol: \$39.63B ▲ 23.59% Dominance: BTC: 51.4% ETH: 17.4% ETH Gas: 26 Gwei ▼ Fear & Greed: 73/100

# ▲	Name	Price	Market Cap ⓘ	60d %	90d %	YTD %
1	 Bitcoin BTC	\$37,362.26	\$730,585,514,094	▲ 43.31%	▲ 44.94%	▲ 125.78%
2	 Ethereum ETH	\$2,050.76	\$246,593,187,259	▲ 30.29%	▲ 26.15%	▲ 71.37%
3	 Tether USDt USDT	\$1.00	\$88,802,011,809	▲ 0.06%	▲ 0.04%	▲ 0.05%
4	 BNB BNB	\$229.85	\$34,868,054,858	▲ 9.92%	▲ 6.60%	▼ 6.69%
5	 XRP XRP	\$0.6097	\$32,811,409,909	▲ 23.74%	▲ 18.53%	▲ 79.36%
6	 USDC USDC	\$0.9999	\$24,623,463,911	▼ 0.05%	▼ 0.04%	▼ 0.02%
7	 Solana SOL	\$57.13	\$24,190,863,841	▲ 205.22%	▲ 183.18%	▲ 473.55%
8	 Cardano ADA	\$0.386	\$13,623,605,203	▲ 60.06%	▲ 46.83%	▲ 56.63%
9	 Dogecoin DOGE	\$0.07945	\$11,281,523,135	▲ 28.64%	▲ 22.53%	▲ 12.98%
10	 TRON TRX	\$0.1068	\$9,458,955,595	▲ 26.82%	▲ 41.57%	▲ 95.96%